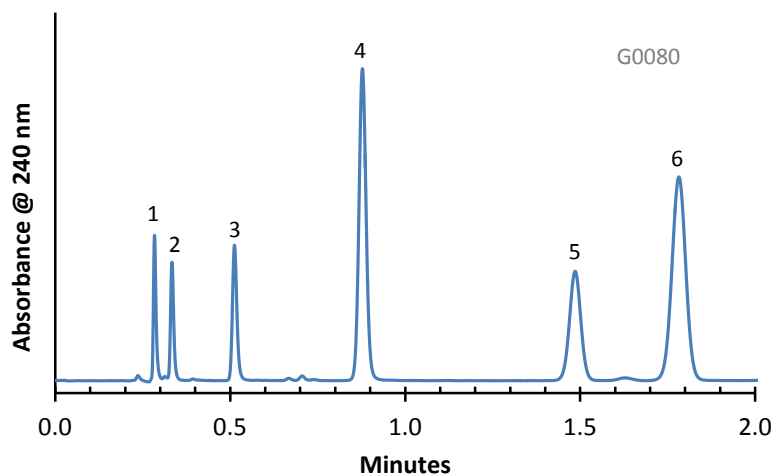


Separation of Six Flavonoids on HALO C18, 2.7µm



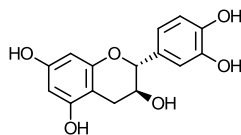
PEAK IDENTITIES:

1. Catechin
2. Naringin
3. Myricetin
4. Quercetin
5. Naringenin
6. Hesperetin

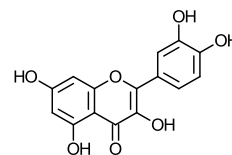
TEST CONDITIONS:

Column: 4.6 x 50 mm, HALO C18, 2.7µm
 Part Number: 92814-402
 Mobile Phase: 70/30: A/B
 A= 0.02 M Phosphate buffer, pH=2.9, (adj.)
 B= Acetonitrile
 Flow Rate: 2.0 mL/min.
 Pressure: 224 Bar
 Temperature: 30°C
 Detection: UV 240 nm, VWD
 Injection Volume: 1.0 µL
 Sample Solvent: methanol
 Response Time: 0.02 sec.
 Flow Cell: 2.5 µL semi-micro
 LC System: Shimadzu Prominence UFLC XR
 ECV: ~14µL
 Data rate: 25 Hz

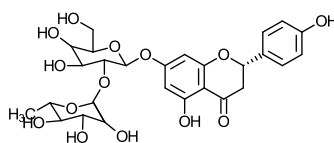
STRUCTURES:



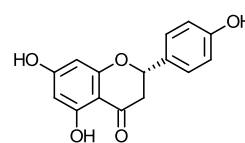
Catechin



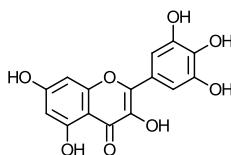
Quercetin



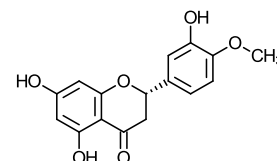
Naringin



Naringenin



Myricetin



Hesperetin

Flavonoids are naturally occurring polyphenols that are found in plant leaves, flowers and seeds. They have beneficial health effects and are often taken as dietary supplements. Analysis of this flavonoids mixture can be carried out in less than 2 minutes using a short HALO Fused Core C18 column.